

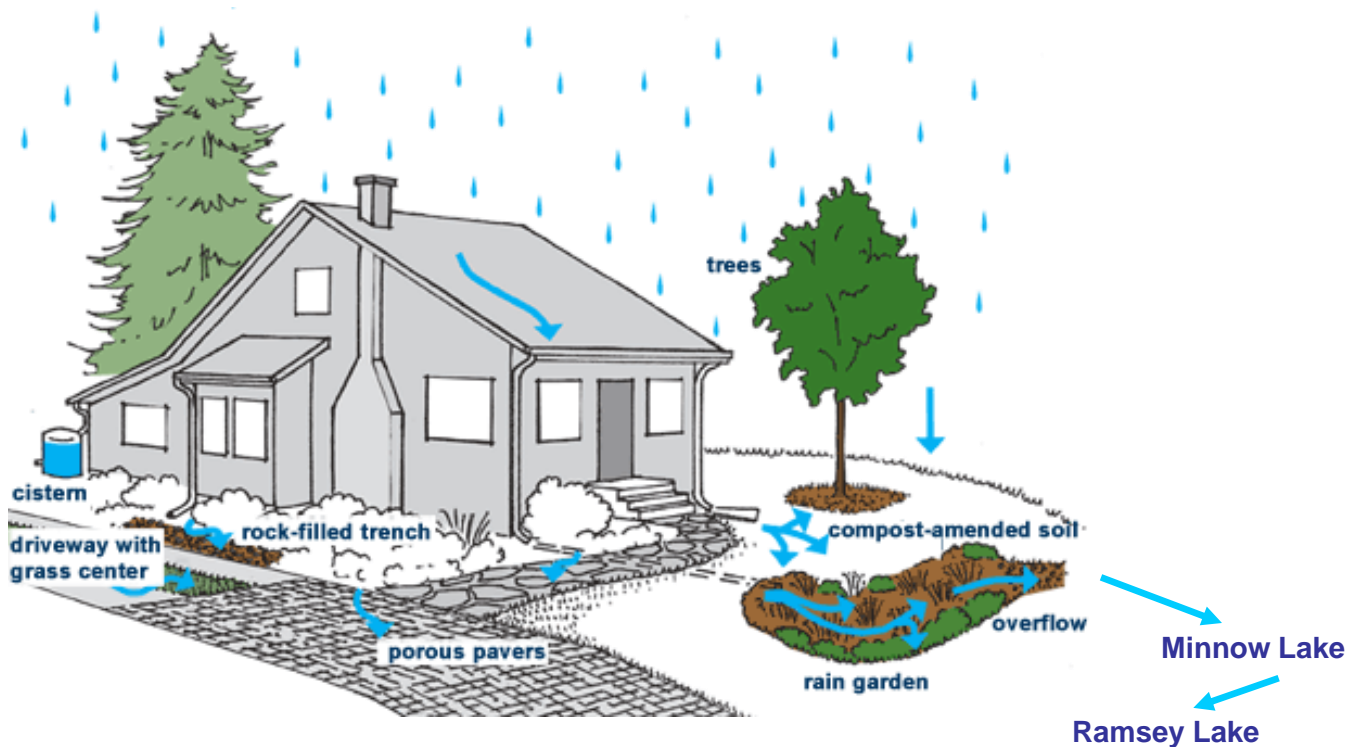
A 'Rain Gardens and Rain barrels' project is happening in your neighbourhood

We hope you'll join in!

You and your neighbours can do a lot to help keep our lakes clean and healthy AND reduce the risk of flooding in your area.

The more people that join in, the bigger the impact!

There are lots of things you can do at your own home.



Did you know? You live in the Minnow Lake subwatershed. Any water running off your property goes into Minnow Lake, and then into Ramsey Lake – the same lake your drinking water comes from.

Lots of new development in the Minnow Lake area means more stormwater run-off going into these lakes, which is a big stress on water quality.

Stormwater run-off picks up debris and pollutants which flow into storm sewer systems and end up in our lakes. This contributes to blue-green algae blooms, E. coli growth, beach closures, and other problems.

You can help!



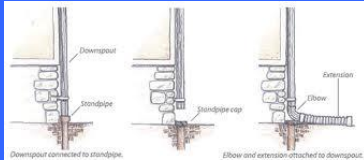
Install rain barrels

Rain barrels hold rain water collected from roofs through downspouts. This helps keep our lakes clean, and reduces the risk of flooding during storms. Water from rain barrels is great for your garden and helps save on your water bill.

Pre- order your rain barrels at www.RainBarrel.ca/LiveableSudbury or by calling 705-691-5538.

Rain barrels can be picked up Saturday, May 11 at Minnow Lake Place (1127 Bancroft Drive) from 10:30 AM to 1:00 PM. Deliveries can be arranged for those without a vehicle. Orders must be placed in advance.

Rain barrels are \$55 each. Funds raised will support the Rain Gardens and Rain Barrels project, including the creation of a rain garden at Adamsdale Public School.



Disconnect your downspout

Have a look at the downspouts of your eaves troughs. Do any of them look like they go straight into the ground? This means they are heading straight into the sanitary sewer, which can contribute to sewage back-ups and increased wastewater treatment costs..

Direct connections of downspouts to the sanitary sewer system are prohibited under by-law. You can direct water away from foundations by using a downspout extension or by putting rain barrels under downspouts.



Put in a rain garden

A rain garden holds, absorbs, and filters rain water, while also looking beautiful.

Rain gardens filter out pollutants before they reach our lakes, reduce flooding, help recharge groundwater. Bees, birds and butterflies love them too.

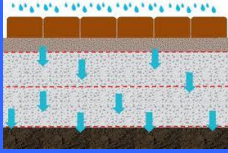
Turn the page to find out more about how to put in a rain garden.



Plant trees and shrubs

Trees absorb lots of rainwater. They also: cool our homes in summer and slow cold winds in winter, clean our air, and beautify our neighbourhood.

Consider planting native species. They are best suited to local conditions and provide habitat.



Reduce impervious surfaces.

When rain hits waterproof surfaces like asphalt or concrete, it runs straight into the storm drain, carrying contaminants along with it, and contributing to flooding during storms or big snow melts.

You can help by absorbing more rainwater in your yard.

Replace unnecessary pavement with planted areas. Use materials like gravel or permeable pavers for driveways, walkways, and patios. Consider a driveway with two strips of paving spaced for the wheels of your vehicle, and grass or a low groundcover planted between

There are lots of great options!



Coalition for a Liveable Sudbury is leading this “Rain Gardens and Rain Barrels” project in the Minnow Lake subwatershed, along with many community partners: Adamsdale P.S., Our Children Our Future, Ramsey Lake Stewardship Committee, Minnow Lake CAN Restoration Group, Sudbury Horticultural Society; Master Gardeners, Greater Sudbury Watershed Alliance, and Planet Earth Landscaping.

Coalition for a Liveable Sudbury is a grassroots network of citizen groups and individuals who share a vision of Sudbury as a green, healthy and engaged community. To find out more, contact us at clsudbury@live.com, 705-691-5538, or visit www.liveablesudbury.org.

We'd love to hear from you – tell us what steps you're taking! Send your stories and photos to clsudbury@live.com

If we hear from you about how you've taken some of these steps, your name will be entered in a draw for some great prizes.

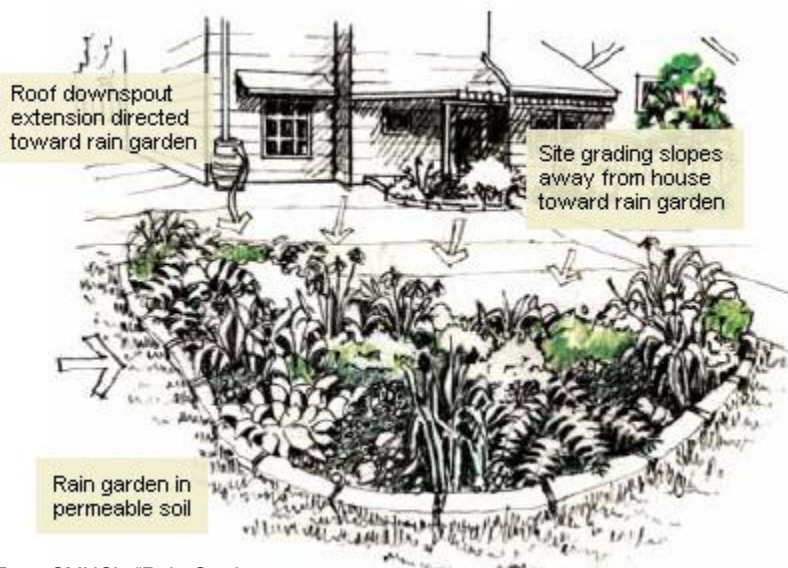
There are many things you can do to reduce storm water run-off from your property. If you have a fairly level yard, enough room, and fairly permeable soil, a rain garden might be right for you.

How to build a rain garden.

A small, shallow rain garden is an easy garden project for anyone.

A good location is:

- A low point, along the natural flow of water in your yard, or any level area where rain water can be directed
- At least 10 – 15 ft away from any foundations, and avoiding steep slopes; gas, water and other service lines
- Full sun to partial shade, and loose, permeable soil are best

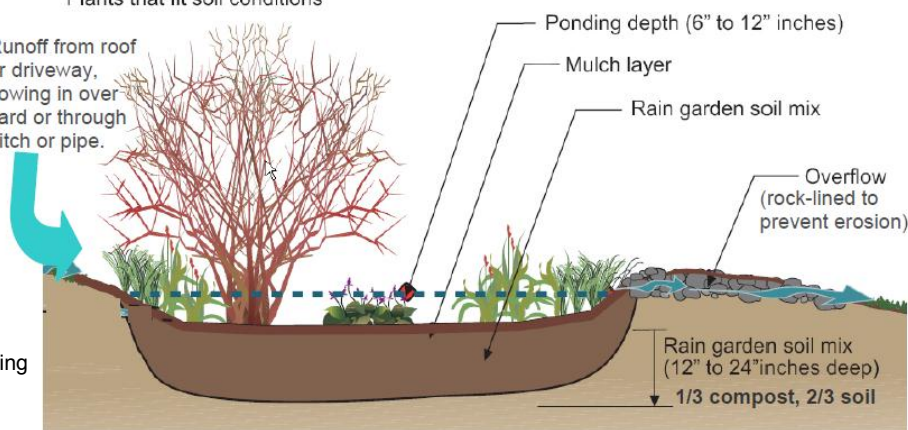


- **Dig** and amend the soil so that it is loose and permeable to a depth of about two feet. Leave a depression of around six inches. The garden should be longer on the side facing the flow of water.
- **Choose plants** that do well either wet or dry. Native species are a great choice. A nursery can help you select plants.
- There is lots of room for choice in plants and garden style!
- **Mulch well.** Help the plants get established by weeding and watering well the first year or two, and maintain a good layer of mulch. Do not add fertilizers, as they will run into the lake.

From CMHC's "Rain Gardens: Improve Stormwater Management in Your Yard"

Plants that fit soil conditions

Runoff from roof or driveway, flowing in over yard or through ditch or pipe.



From Seattle Public Utilities' "Building a Rain Garden" factsheet

A larger rain garden, intended to capture a large amount of run-off takes more planning. For this type of project, please take the time to calculate the size of garden you need for the amount of run-off it will receive, do some careful planning, or hire a landscaper to help out.

A simple guide can be requested free of charge from the Canada Mortgage and Housing Corporation (1 800 668-2642; request "Rain Gardens: Improve Stormwater Management in Your Yard").

Come out to a free workshop on rain gardens, Saturday, May 25, 11:00 a.m., in the Parkside Centre, during the Sudbury Gardening Festival.